

US Chess (SafeSport Trained Core Course – Self-Purchase Instructions)

The U.S. Center for SafeSport is an independent 501c(3) non-profit organization focused on ending all forms of abuse in sport. US Chess is joining the one million SafeSport™ Trained athletes, coaches, officials, and administrators who have pledged their commitment to keeping sport free of abuse.

IMPORTANT NOTE: To receive the SafeSport Trained Course for the discounted rate of \$19, you *must* use the Coupon Code in Step 8. Please read the instructions thoroughly and follow them in order. **If you do not do this, you will not receive the discount.**

INSTRUCTIONS:

1. **Connect to your account.** You will connect either as a new or returning learner.

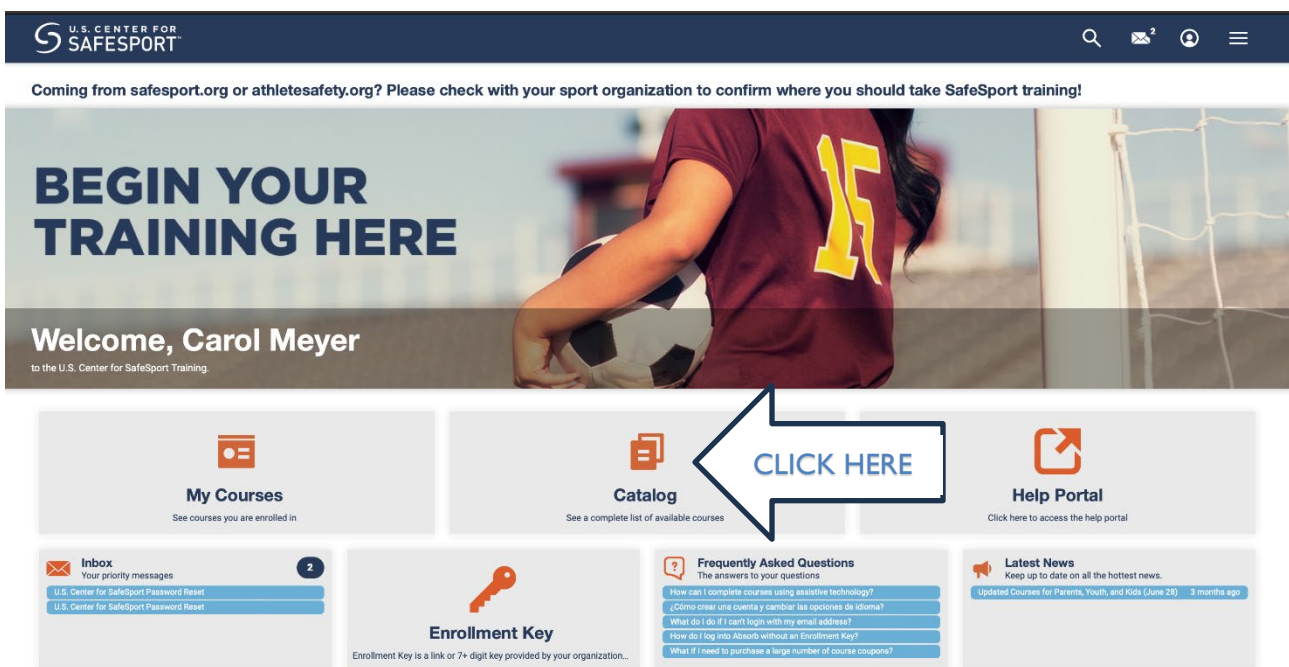
New Learners:

- a. Go to this [link](#) only to begin. If you already have a SafeSport account, please do not use these instructions. Reach out to the help portal [here](#) to request help on signing in.
- b. A “**Sign Up**” page will appear. Add your information and click **Sign Up**.
- c. **If you are a US Chess member**, please enter the Organization Member ID [**your 8-digit US Chess membership number**] in the field labeled “Organization Member ID”. (**Note:** If you are not a US Chess member, please enter the Organization Member ID 14909176112 in the field labeled “Organization Member ID”.)

Organization Member ID (or enter N/A) Required

d. You will be navigated back to your dashboard.

2. Once logged into your newly created account, you will land on your personalized Home page. Select the **Catalog** tile.




U.S. CENTER FOR SAFESPORT


Coming from safesport.org or athletesafety.org? Please check with your sport organization to confirm where you should take SafeSport training!

BEGIN YOUR TRAINING HERE

Welcome, Carol Meyer
to the U.S. Center for SafeSport Training.




My Courses
See courses you are enrolled in



Catalog
See a complete list of available courses

CLICK HERE



Help Portal
Click here to access the help portal

Inbox
Your priority messages 2

- U.S. Center for SafeSport Password Reset
- U.S. Center for SafeSport Password Reset

Enrollment Key

Enrollment Key is a link or 7+ digit key provided by your organization...

Frequently Asked Questions
The answers to your questions

- How can I complete courses using assistive technology?
- ¿Cómo crear una cuenta y cambiar las opciones de idioma?
- What do I do if I can't login with my email address?
- How do I log into Abouz without an Enrollment Key?
- What if I need to purchase a large number of course coupons?

Latest News
Keep up to date on all the hottest news.

Updated Courses for Parents, Youth, and Kids (June 28) 3 months ago

3. **Identify your course.**

From your home page, go to **My Courses** and select **SafeSport Trained Core Course**, which is the first course required by US Chess. Then, select the cart at the bottom of the tile to purchase the course. (Do not select any course that indicates Completed. Purchase 1 course type at a time)



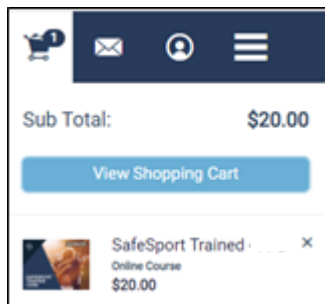
4. A Shopping Cart icon is displayed at the top right.

5. Select the Shopping Cart icon.



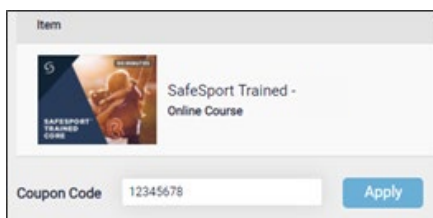
6. The course you selected displays. **Select the View Shopping Cart** button.

Note: If you want to remove a course from your cart, select the **X** icon at the right of that course.



7. The Shopping Cart information displays. Update the number of courses you want to purchase in the **Quantity** field on the right. This is 1 seat if you are purchasing for yourself and 2+ if you are purchasing for others. Be sure to create a separate account from your learner account when purchasing seats for other profiles.

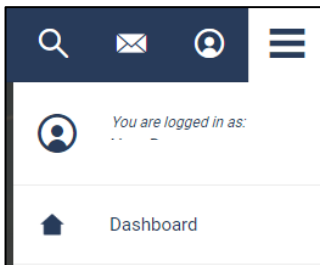
8. Enter the coupon code **FSCheDisSST1972723** to receive the SafeSport Trained Core course for \$19. Do not enter your enrollment key here. Then select the **Apply** button.



9. Select the **Proceed to Checkout** button at the right.

 Proceed to Checkout

10. Follow the prompts to complete your purchase. Purchases with 2+ seats will be issued a link and enrollment key to share with their staff.
11. To take the course return to your personal dashboard to view your course by selecting the menu option on the right corner.



12. Select **My Courses**



OR scroll down to view your courses.

13. **Begin your training.** Find your course tile. Click “**Start**” to begin your training. (You can pause and resume the course as needed.)
14. **Complete your course.** Remember to save this certificate and have it available, if requested, by US Chess or an organizer.

NOTE: If you already have a SafeSport account, you may link it to US Chess through our Help Desk. You can [contact our Help Desk by clicking here](#).

Need technical assistance? You can contact our Help Desk by clicking here: [Help Portal](#).

Give your organization, location, email associated to your profile, and the issue you are having.

The Help Desk hours are M – F: 8am – 9pm EST; Weekends: noon – 5pm EST.

Thank you for being part of the U.S. Center for SafeSport training. Champion Respect. End Abuse.