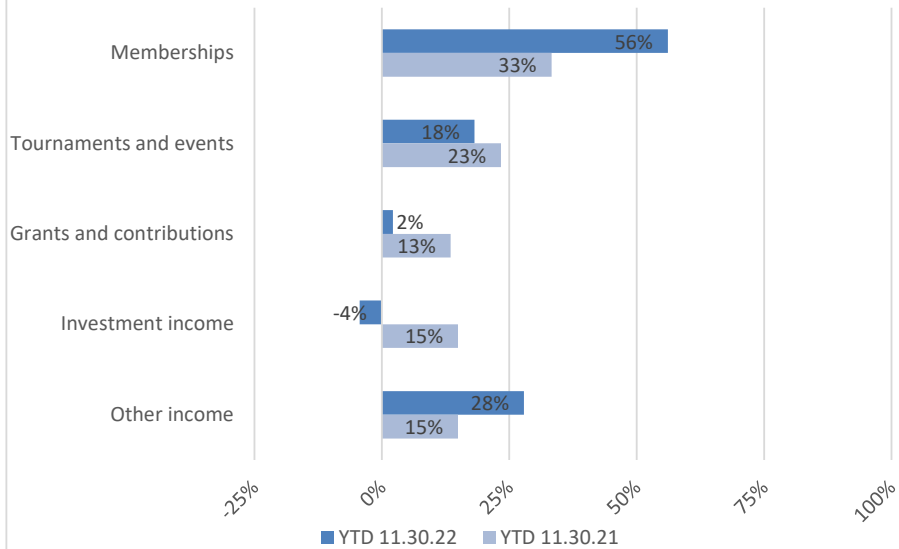



US Chess Federation November 2022 Dashboard

Revenues By Source - Accrual Basis

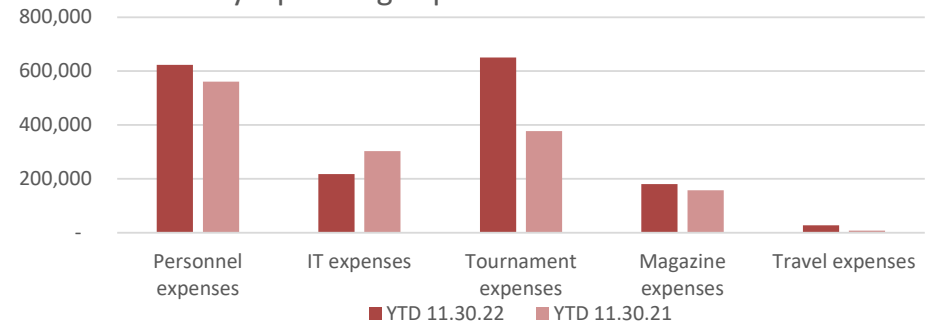


Investment Performance



Highlighted Financial Data	As of Nov 30, 2022	As of Nov 30, 2021
Cash and cash equivalents	\$ 1,139,294	\$ 975,330
Investments	1,310,207	1,400,147
Accounts receivable, net	-	60,966
Prepaid expenses	65,111	2,044
Total Current Assets	2,514,612	2,438,487
Total Current Liabilities	104,005	288,394
Current Ratio	24.18	8.46
For the Period Ended	Nov 30, 2022	Nov 30, 2021
Cash Burn Amt (prior 90 days)	842,844	749,354
Budgeted Cash Exp - Future 90 Days	957,684	749,758
# of months exp in cash - future 90 days	3.57	3.90
# of months exp in cash - annualized	3.43	3.84
Total Revenue YTD	2,874,506	1,608,336
Total Expenses YTD	2,071,005	1,690,943
Net Income (accrual basis)	803,501	(82,607)

Key Operating Expenses: YTD 11.30.22



Revenue Forecast	YTD Actual	Full Year Budget	Variance to Full Year Budget	Prior Year Actual (entire year)
REVENUE - ACCRUAL BASIS				
Memberships	\$ 1,612,640	\$ 2,047,000	\$ (434,360)	\$ 1,492,773
Tournaments and events	523,216	972,426	(449,210)	750,375
Grants and contributions	62,034	503,000	(440,966)	364,214
Investment income	(124,751)	90,000	(214,751)	380,032
Other income	801,367	606,641	194,726	751,301
Total Revenue	\$ 2,874,506	\$ 4,219,067	\$ (1,344,561)	\$ 3,738,695

No assurance is provided on these financial statements. See Statement of Financial Position for accountants' full disclosure.

United States Chess Federation

Statement of Financial Position

November 30	2022	2021
ASSETS		
Current Assets		
Cash and cash equivalents	\$ 1,139,294	\$ 975,330
Investments	1,310,207	1,400,147
Accounts receivable, net	-	60,966
Prepaid expenses	65,111	2,044
Total current assets	<u>2,514,612</u>	<u>2,438,487</u>
Property and Equipment		
Furniture and fixtures	26,409	57,628
Vehicles	46,709	46,709
Computers	350,422	367,339
Building improvements	-	39,717
Less: accumulated depreciation	(150,153)	(115,189)
Net property and equipment	<u>273,387</u>	<u>396,204</u>
Other Assets		
LMA investments	\$ 1,534,293	\$ 811,938
LMA land	-	264,000
LMA buildings, net accumulated depreciation	-	320,851
Endowment Fund	1,605,552	1,418,943
Total other assets	<u>3,139,845</u>	<u>2,815,732</u>
Total assets	<u>\$ 5,927,844</u>	<u>\$ 5,650,423</u>
LIABILITIES AND NET ASSETS		
Current Liabilities		
Accounts payable	\$ 62,051	\$ 41,550
Grand Prix fund payable	-	10,213
Accrued expenses	34,079	31,184
FIDE fees pass-through	7,875	16,010
PPP loan payable	-	189,437
Total current liabilities	<u>104,005</u>	<u>288,394</u>
Long-term Liabilities		
Scholarship liability	159,111	124,801
Deferred revenue	1,137,903	1,607,475
Total long-term liabilities	<u>1,297,014</u>	<u>1,732,276</u>
Total liabilities	<u>1,401,019</u>	<u>2,020,670</u>
Net Assets		
Without donor restrictions	1,153,144	415,242
Without donor restrictions, board designated	1,495,759	1,485,998
With donor restrictions	1,877,922	1,728,513
Total net assets	<u>4,526,825</u>	<u>3,629,753</u>
Total liabilities and net assets	<u>\$ 5,927,844</u>	<u>\$ 5,650,423</u>

No assurance is provided

These financial stmts do not include a stmt of cash flows and functional expenses
Substantially all disclosures required by accounting principles generally accepted
in the United States of America are not included

United States Chess Federation

Statement of Activities

Month ended November 30

	Month		YTD	
	Nov 2022	Nov 2021	Jun-Nov 2022	Jun-Nov 2021
Operating Revenue and Support				
Operating Revenue				
Memberships	\$ 270,466	\$ 117,602	\$ 1,612,640	\$ 535,276
Book and equipment licenses	8,388	8,388	75,328	50,271
Royalties	866	-	7,765	6,726
Publications	23,892	9,644	166,912	43,765
Rating fees	21,877	15,061	112,152	77,889
Tournaments and events	141,865	156,684	523,216	375,682
Mailing list	4,985	9,917	35,456	48,452
Other income	54,622	1,045	268,842	12,986
Total operating revenue	<u>526,961</u>	<u>318,341</u>	<u>2,802,311</u>	<u>1,151,047</u>
Support				
Program grants	-	60,000	54	134,855
Contributions	32,403	19,033	61,979	82,045
Total support	<u>32,403</u>	<u>79,033</u>	<u>62,033</u>	<u>216,900</u>
Total operating revenue and support	<u>559,364</u>	<u>397,374</u>	<u>2,864,344</u>	<u>1,367,947</u>
Expenses (non-functional presentation)				
Magazine	31,576	24,810	181,173	158,195
Online and social media	6,960	6,960	13,920	9,420
Marketing and public relations	1,619	1,005	9,011	6,763
Miscellaneous communications	-	152	-	297
Personnel costs communications	25,889	23,224	159,978	169,391
Gift certificates	(125)	1,525	750	2,005
Office/General administration	64,996	61,630	455,642	513,785
Affiliate commissions paid	3,822	3,411	18,924	14,338
Administrative and development payroll	47,798	31,984	249,373	188,860
Corporate payroll	4,876	2,871	34,044	48,673
Governance costs	100	(1,184)	37,362	36,902
Financing and investment costs	-	1,394	-	1,457
Development	13,655	6,915	17,436	13,531
Programming	6,244	1,626	78,308	27,432
Programs payroll expenses	27,584	22,468	180,281	154,670
Cash prizes - US Chess tournament	69	-	58,335	92,627
Tournament expenses	17,241	10,833	576,468	252,597
Total expenses	<u>252,304</u>	<u>199,624</u>	<u>2,071,005</u>	<u>1,690,943</u>
Other Revenue				
Dividends and interest	9,158	6,358	65,585	47,174
Investment income	-	-	-	250,000
Gain on sale of property and equipment	-	-	134,913	-
Realized and unrealized gain (loss)	91,836	(67,043)	(190,336)	(56,785)
Total other revenue	<u>100,994</u>	<u>(60,685)</u>	<u>10,162</u>	<u>240,389</u>
Change in Net Assets	<u>\$ 408,054</u>	<u>\$ 137,065</u>	<u>\$ 803,501</u>	<u>\$ (82,607)</u>

No assurance is provided on these financial stmts
See Stmt of Financial Position for accountants' full disclosure